

600584

2019-024

2018

2013

2018

1

[2017]663

150,852,271

1 /

17.60 /

2,654,999,969.60

2,610,364,117.86

2017 6 8

2017

61121126_B02

2

A

[2018]1085

3

A 243,030,552

14.89

/

3,618,724,919.28

3,594,716,399.88

2018 8 27

2018

61121126_B02

1

2018 12 31	258,899.82
2,176.95	

2

A

2018 12 31	239,409.32
121,097.91	100,000.00

2013

1

509270343482 408480100100218511

0003-035035-01-0-022

2018 12 31

2018 12 31

	509270343482	773.62	
	408480100100218511	157.50	
	0003-035035-01-0-022	1,245.83	

2018 12 31 181.52

1,245.83

2

A

2018

1

2018 12 31

258,899.82

2018 12 31 eWLB

130,613.41

8,000 /

98.39%

1

-

2

A

2018 12 31

239,409.32

2

-

A

1

2017 6 30

1,223,369,471

2017 8 10

1,223,369,471

2017

61121126_B10

2

A

2018 8 31

856,866,810.22

2018 9 21

856,866,810.22

2018 61121126_B06

1

2018

2

A

2018 11 28

10

10

12

2018 12 31

100,000

1

2017 9 28

2018 12 31


			00	3.80%	2017. 10. 13-2017. 12. 13	0	76.21
		4,500.00			7. 10. 13-2018. 01. 15	0	44.04

2018 12 31

0.00





2 **A**

2018 10 30



2018 12 31

0.00



2018

2013

2018

1

-

				261,036.41 ¹					20,797.09			
				-								
				-					258,899.82			
				-								
				1		2	3 = 2 - 1	(%) ⁴ = (2) / (1)				
eWLB		132,750.00	132,750.00	132,750.00	20,797.09	130,613.41	(2,136.59)	100%	2018 ³	43,564 ⁴	³	
		94,500.00	94,500.00	94,500.00	0.00	94,500.00	0.00	100%				
		38,250.00	33,786.41 ²	33,786.41	0.00	33,786.41	0.00	100%				
		265,500.00	261,036.41	261,036.41	20,797.09	258,899.82	(2,136.59)	100%				
				2018								

20		157,000.00	157,000.00	157,000.00	89,752.86	89,752.86	(67,247.14)	57.17%	2020			
		140,000.00	94,471.64 ²	94,471.64	41,656.46	41,656.46	(52,815.18)	44.09%	2020			
		108,000.00	108,000.00	108,000.00	108,000.00	108,000.00	0.00	100%				
		405,000.00	359,471.64	359,471.64	239,409.32	239,409.32	(120,062.32)	66.60%				

1

2